



Social Determinants of Health & Disability

Carli Friedman, PhD

Director of Research

cfriedman@thecouncil.org



Vision

A world of dignity, opportunity, and community for **all** people.



Mission

CQL is dedicated to the definition, measurement, and improvement of **personal** quality of life.





Examples of Disabled Health Disparities

- Worse oral health
- More likely to smoke
- Less likely to participate in physical activity
- Higher rates of chronic health conditions (e.g., cardiac disease, diabetes, etc.)
- More likely to acquire new health conditions and disabilities
- People with Down syndrome die 20 years earlier

Centers for Disease Control and Prevention (2020). *Disability and health related conditions*. Author. <https://www.cdc.gov/ncbddd/disabilityandhealth/relatedconditions.html>

World Health Organization. (2022). *Global report on health equity for persons with disabilities*. Author. <https://www.who.int/publications/i/item/9789240063600>



Health Inequities

“Many of the differences in health outcomes between persons with disabilities and those without cannot be explained by the underlying health condition or impairment and are associated with avoidable unjust or unfair factors.” (World Health Organization, 2022, p. 15)

“*Disparity* simply indicates a difference between two groups, while the use of *inequity* explicitly characterizes these differences as unjust, avoidable, and unnecessary.” (Darby et al., 2022, p. 1394)

Darby, A., Cleveland Manchanda, E. C., Janeway, H., Samra, S., Hicks, M. N., Long, R., Gipson, K. A., Chary, A. N., Adjei, B. A., & Khanna, K. (2022). Race, racism, and antiracism in emergency medicine: A scoping review of the literature and research agenda for the future. *Academic Emergency Medicine*, 29(11), 1383-1398. <https://doi.org/10.1111/acem.14601>

World Health Organization. (2022). *Global report on health equity for persons with disabilities*. Author. <https://www.who.int/publications/i/item/9789240063600>



Health is not enough

“Conditions in the environments in which people are born, live, learn, work, play, worship, and age that affect a wide range of health, functioning, and quality-of-life outcomes and risks”

-United States Office of Disease Prevention and Health Promotion

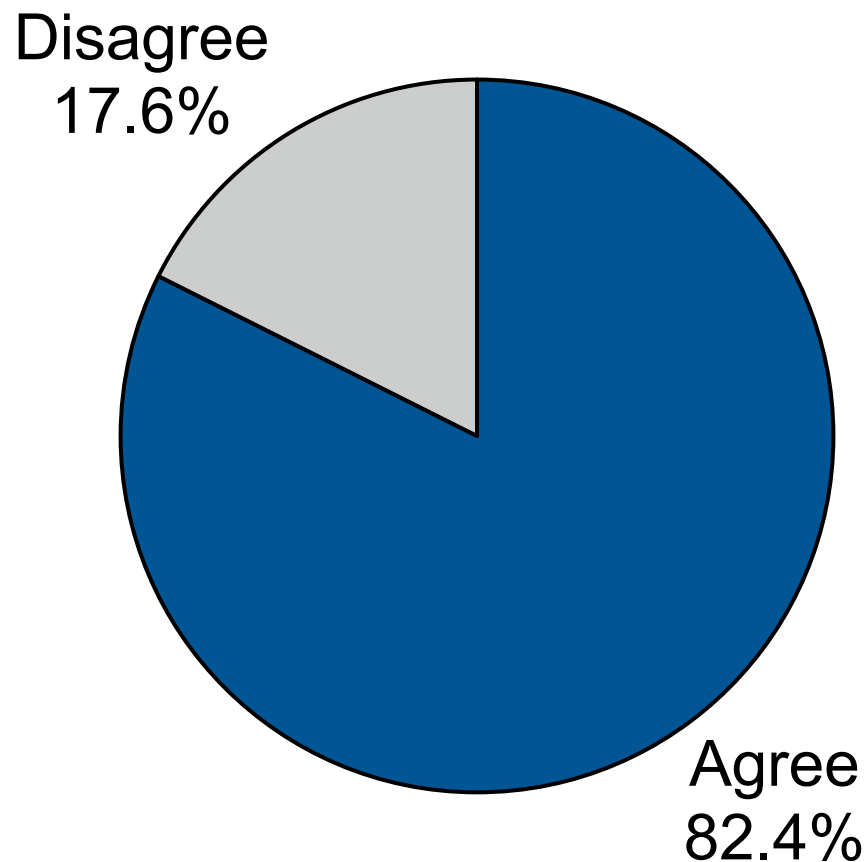
Health Care

Barriers to Accessing Care

- Barriers to accessing care
- Differential treatment
- Discrimination negatively hinders health and health care



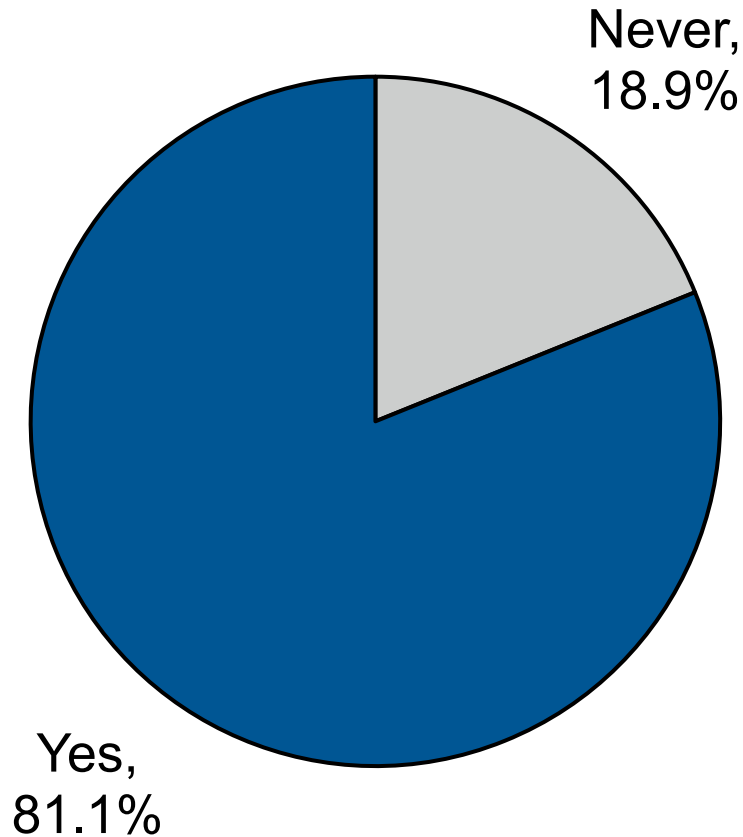
Physicians: Assume People with Significant Disability Have Worse Quality of Life



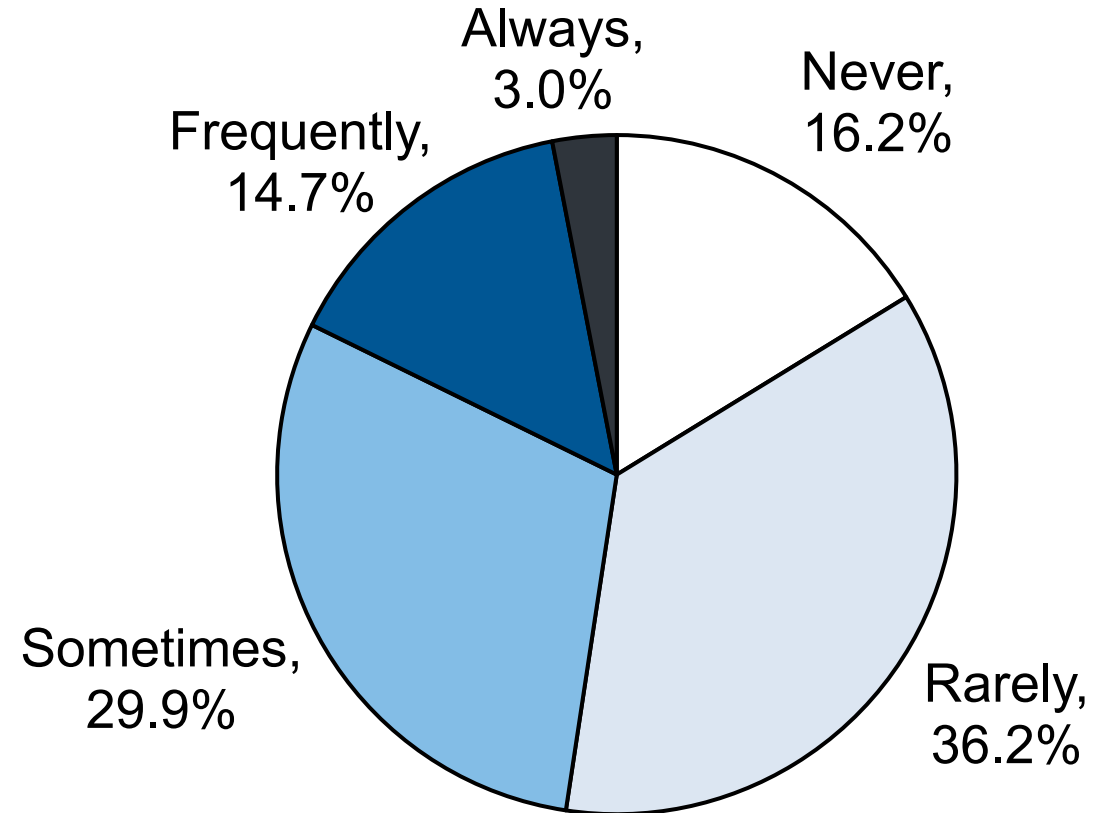
lezzoni, L. I., Rao, S. R., Ressalam, J., Bolcic-Jankovic, D., Agaronnik, N. D., Donelan, K., Lagu, T., & Campbell, E. G. (2021). Physicians' perceptions of people with disability and their health care: Study reports the results of a survey of physicians' perceptions of people with disability. *Health Affairs*, 40(2), 297-306. <https://doi.org/10.1377/hlthaff.2020.01452>

Disabled People's Healthcare Experiences (n = 2,042)

Healthcare professionals treat you poorly/ discriminates against you



How often do healthcare providers offer accommodations you need

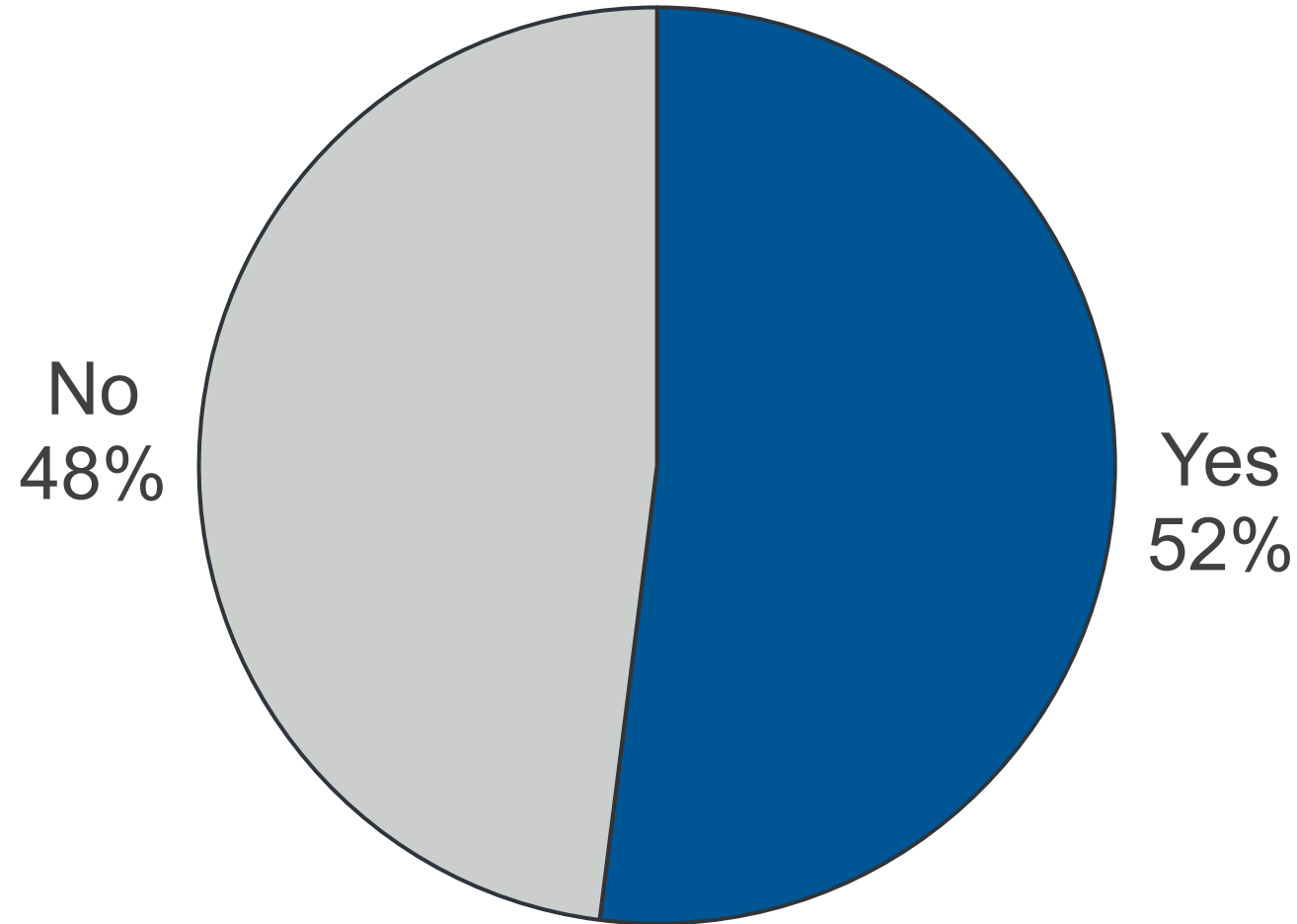


Friedman, C., & VanPuymbrouck, L. (2024). Experiences of discrimination in healthcare: A survey of disabled people's perspectives. *Manuscript submitted for publication.*

Economic



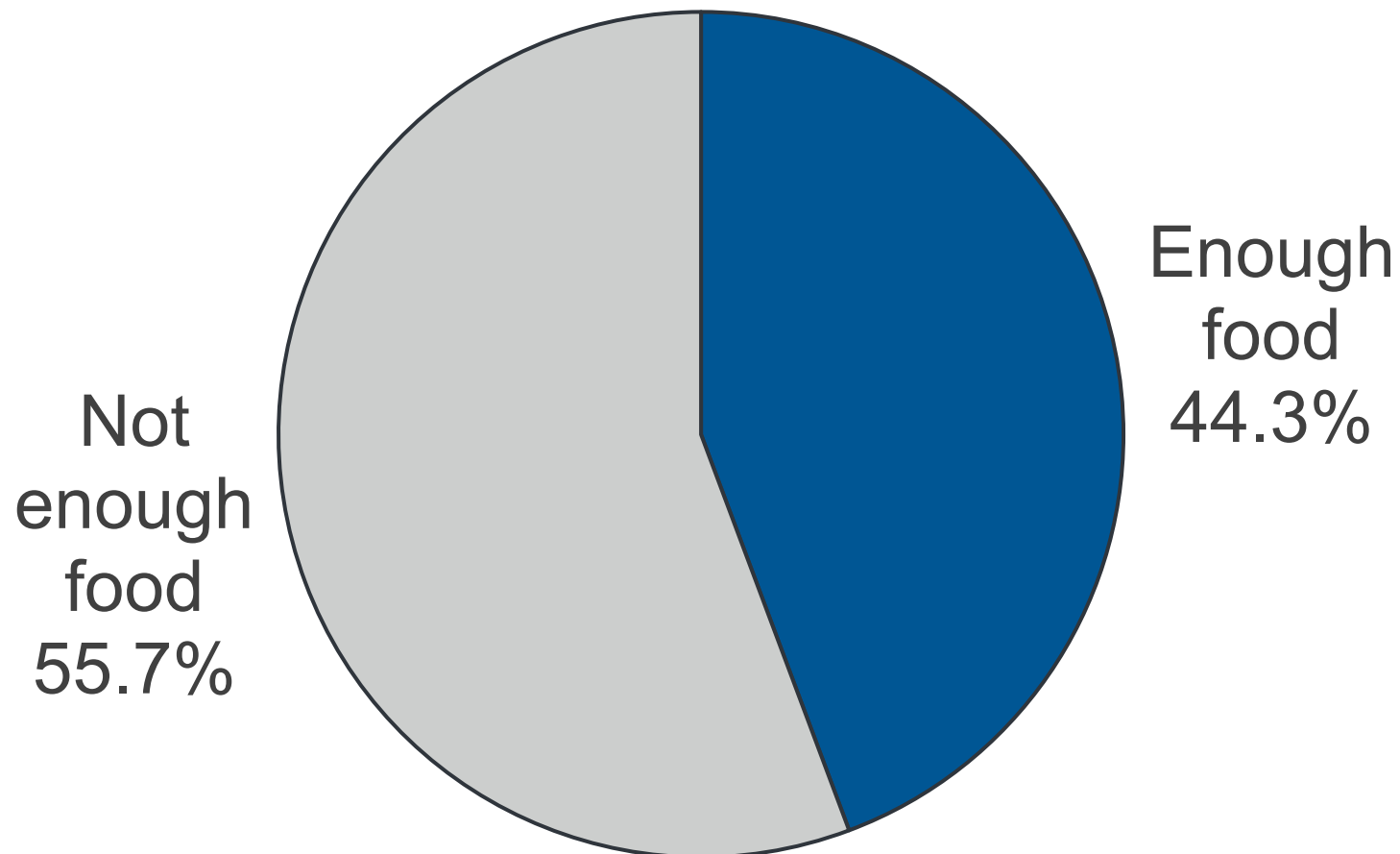
Financial Hardship During the Pandemic: Disabled People Difficulty Paying Household Expenses



Friedman, C. (2022). Financial hardship experienced by people with disabilities during the COVID-19 pandemic. *Disability and health journal*, 101359. <https://doi.org/10.1016/j.dhjo.2022.101359>

Food

Food Insecurity of Disabled Medicare Beneficiaries



Housing



Housing and Disabled People

- Lack of affordable, accessible housing
- Disabled people more likely to:
 - Be housing insecure
 - Live in poorer quality housing
 - Live in poorer quality neighborhoods
 - Be unhoused
- Factors such as financial insecurity, residential segregation, racism, and ableism both increase disabled people's housing insecurity and negatively impact health

Hoffman, D. W., & Livermore, G. A. (2012). The house next door: A comparison of residences by disability status using new measures in the American Housing Survey. *Cityscape: A Journal of Policy Development and Research*, 14(1), 5-33.

McCormick, L., Schwartz, A., & Passerini, C. (2023). Housing for people with disabilities: A review of state Olmstead and HUD consolidated plans. *Journal of Planning Education and Research*, 43(1), 20-34. <https://doi.org/10.1177/0739456X19844567>

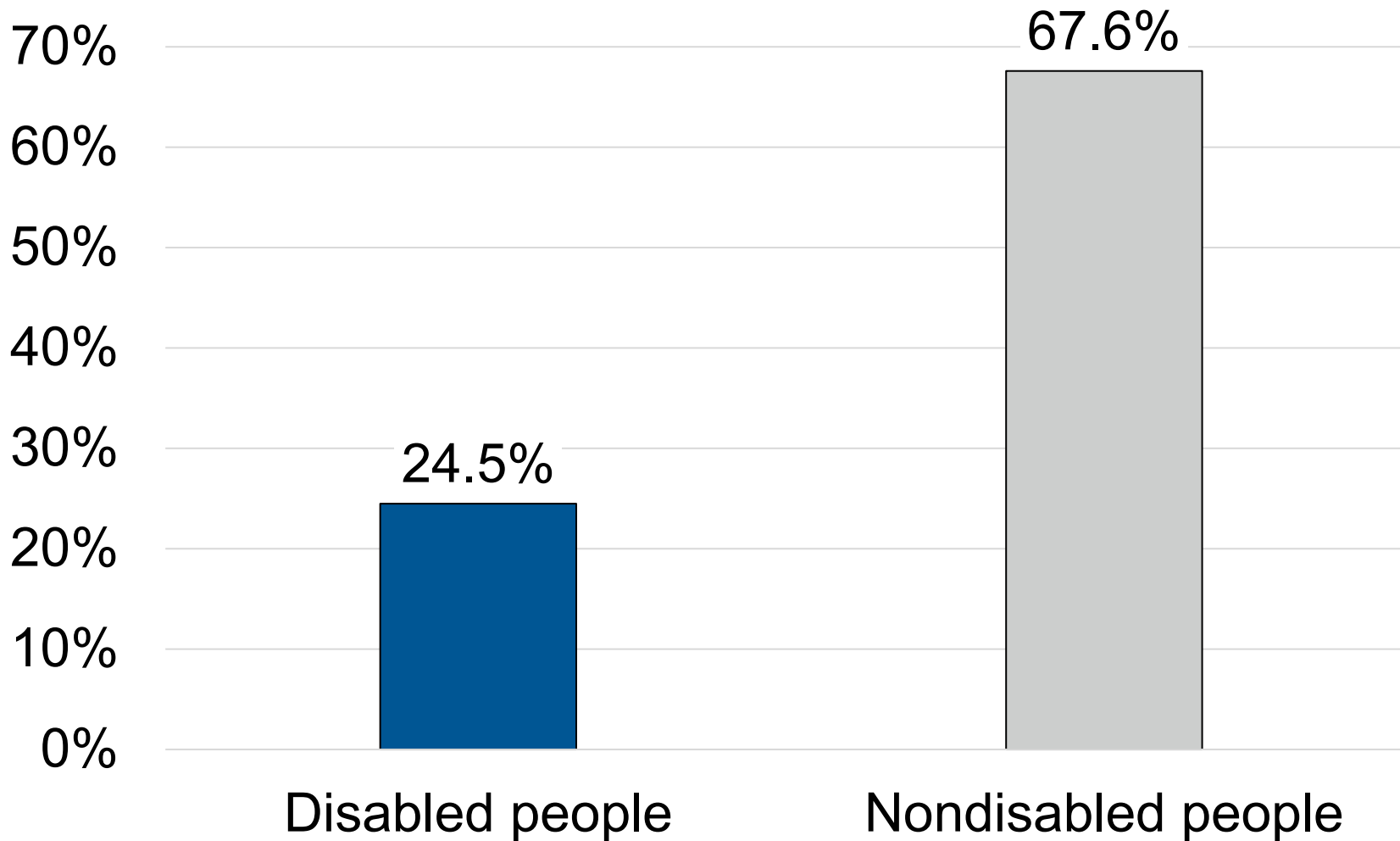
Souza, M. T., Collinson, R., Martin, M., Steffen, B., Vandenbroucke, D. A., & Yao, Y.-G. D. (2011). *Worst case housing needs of people with disabilities: Supplemental findings of the worst case housing needs 2009: Report to congress*. US Department of Housing and Urban Development.

Education & Employment

- Unemployment
- Underemployment
- Once employed:
 - Training
 - Working conditions (eg physical hazards)
 - Unsupportive workplaces, treatment by supervisors
 - Work social supports
 - Prestige of occupation
 - Work stress
- Job dissatisfaction
- Job opportunities & security
- Living wage



Labor Force Participation (January 2024)



Office of Disability Employment Policy. (2024). January 2024 disability employment statistics ages 16 years and over. United States Department of Labor. <http://www.dol.gov/odep/>

Environments & Communities



Environmental & Community Examples

- Accessibility barriers
- Neighborhood conditions
- Exposure to violence
- Natural disasters / extreme weather / climate change
- Community-based resources
- Community participation/integration
- Transportation





Community and Emergency Department Visits



When people with IDD
participate in the life
of the community

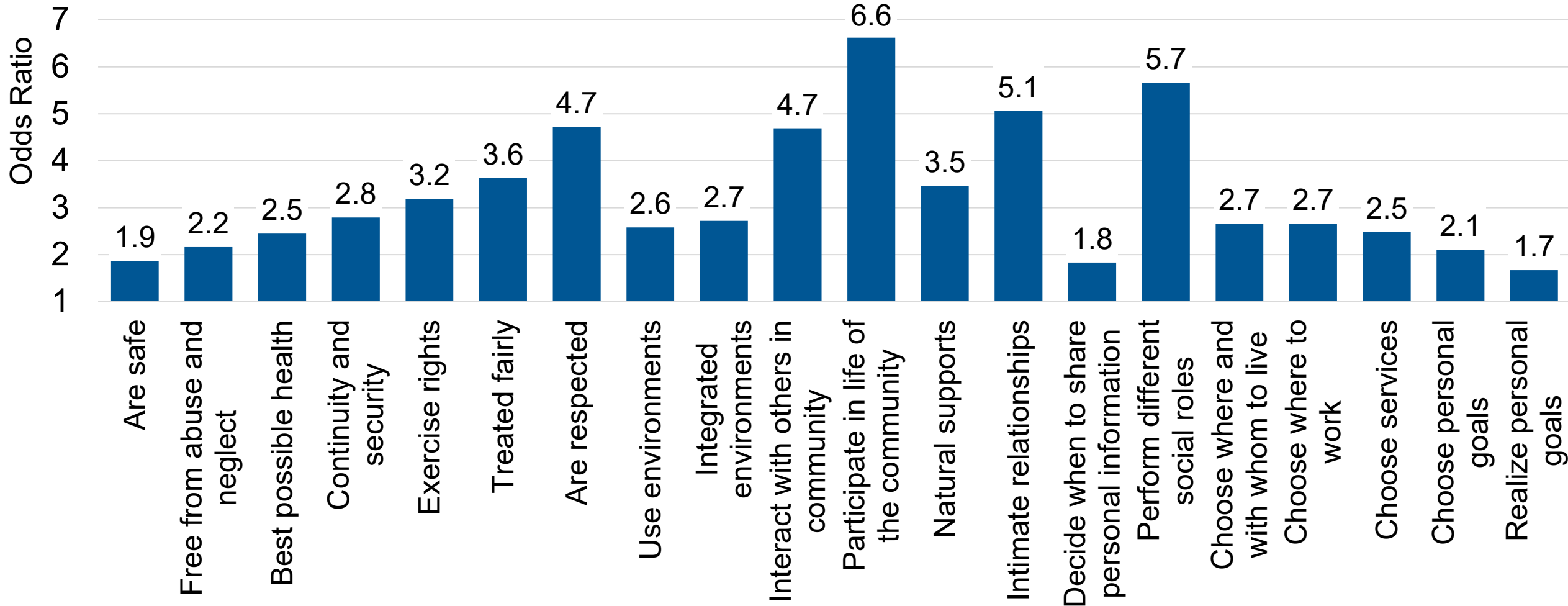
**Emergency Department visits
Decrease by 90%**

Friedman, C. (2021). Managed care and value-based payment: The relationship between quality of life outcomes and emergency room utilization. *Intellectual and Developmental Disabilities*, 59(1), 22-38.
<https://doi.org/10.1352/1934-9556-59.1.22>

Relationships



Friendship & Quality of Life of People with IDD



Friedman, C., & Rizzolo, M. C. (2018). Friendship, quality of life, and people with intellectual and developmental disabilities. *Journal of Developmental and Physical Disabilities*, 30(1), 39-54. <https://doi.org/10.1007/s10882-017-9576-7>



Natural Supports and Emergency Department Visits



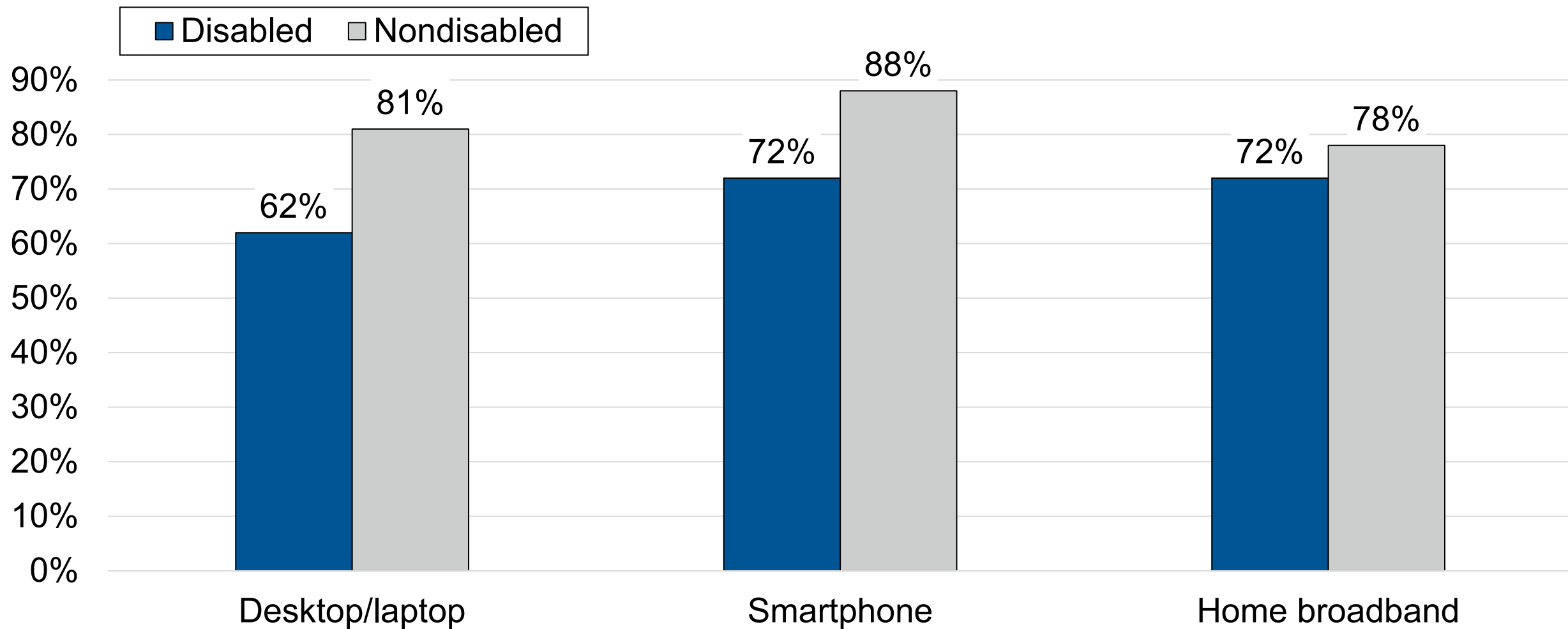
When
Organizations facilitate each
person's desire for natural supports

**Emergency Department visits
Decrease by 60%**

Friedman, C. (2018). *Building the framework for IDD quality measures*. Towson, Chicago, and Omaha: CQL | The Council on Quality and Leadership, the Institute for Public Policy for People with Disabilities, and Mosaic.

Technology

Technology Access



Perrin, A., & Atske, S. (2021). *Americans with disabilities less likely than those without to own some digital devices*. Pew Research Center. <https://www.pewresearch.org/fact-tank/2021/09/10/americans-with-disabilities-less-likely-than-those-without-to-own-some-digital-devices/>

Social and Political Structures

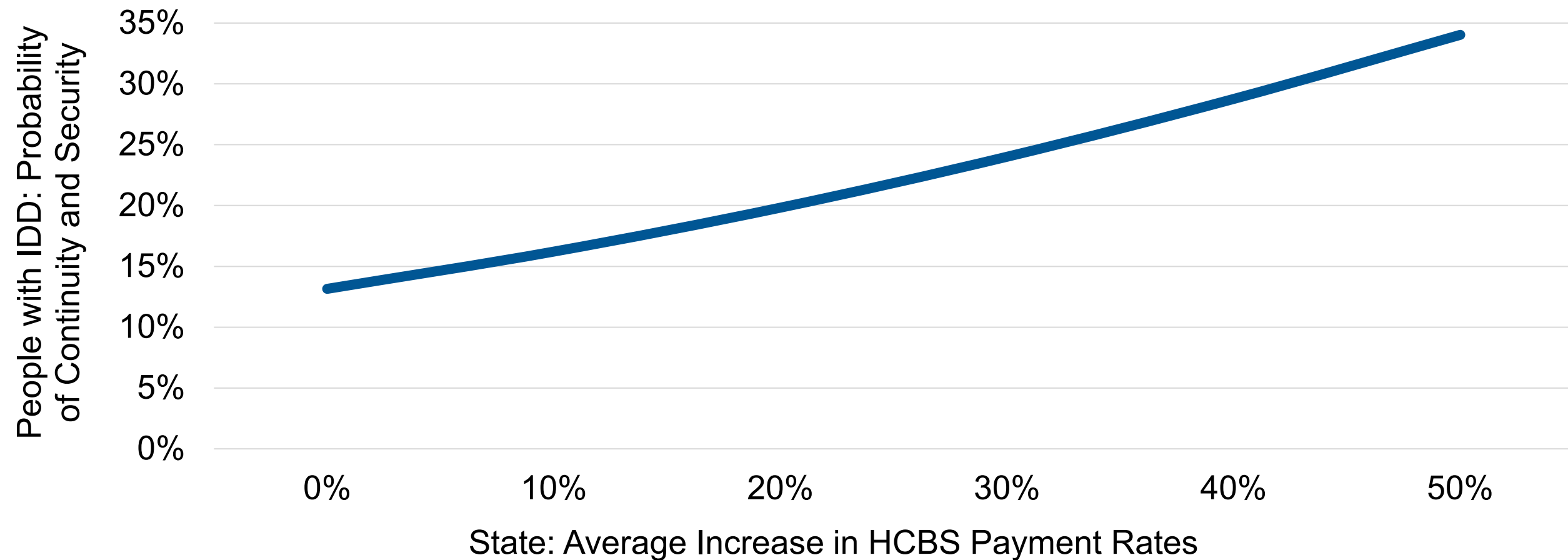


Government and Policies

- Healthcare policies
- Public policies (e.g., food, wage, zoning, education, health)
- Social policies (e.g., labor market, housing, land)
- Social safety net (e.g., SNAP)
- Distribution of resources & power



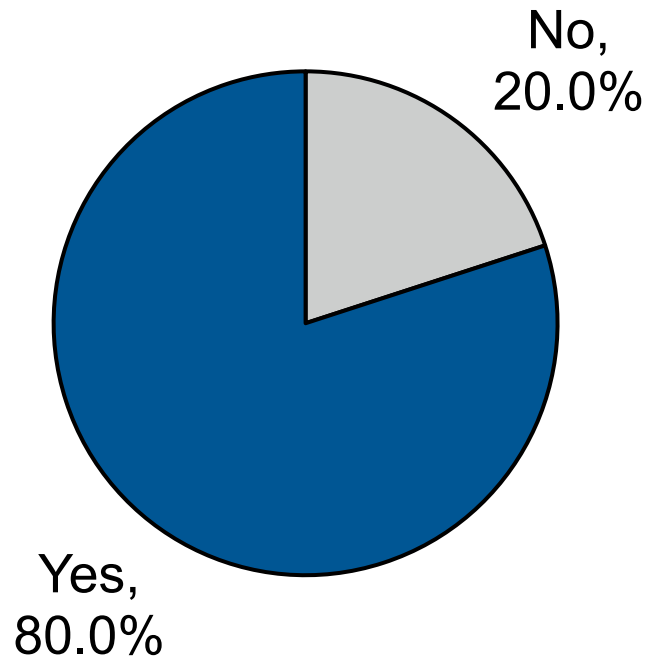
Impact of Increased Pandemic HCBS Payments on Continuity and Security of People with IDD



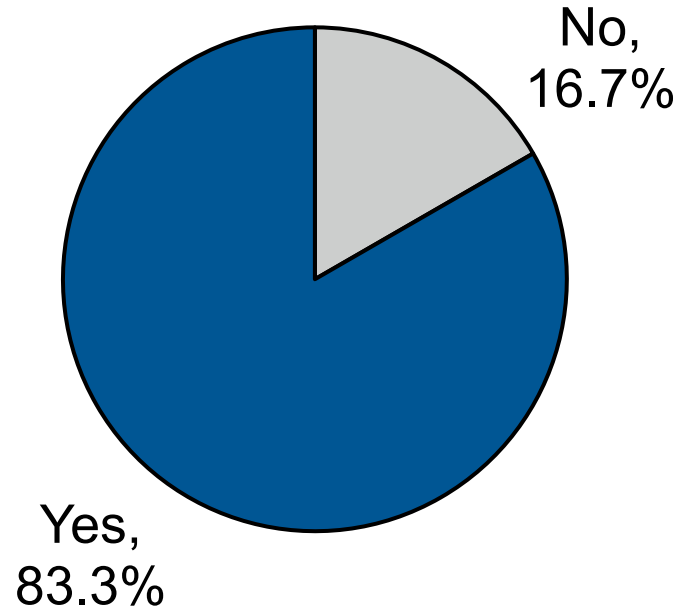
Friedman, C. (2024). The impact of emergency pandemic HCBS funding on the continuity and security of people with intellectual and developmental disabilities. *Journal of Autism and Developmental Disorders*, 54(3), 1068-1077. <https://doi.org/10.1007/s10803-022-05859-7>

Implicitly Biased Against Disability

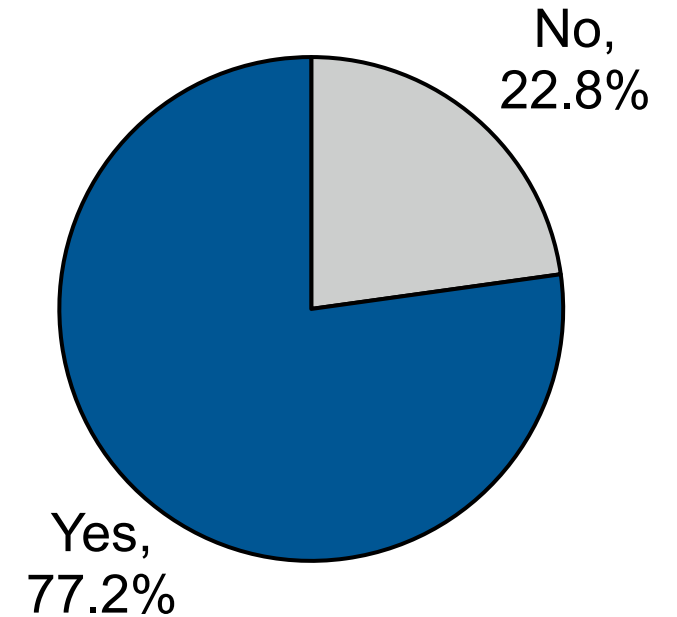
General population
(n = 344,760)



Healthcare professionals
(n = 25,000)



Disability professionals
(n = 417)

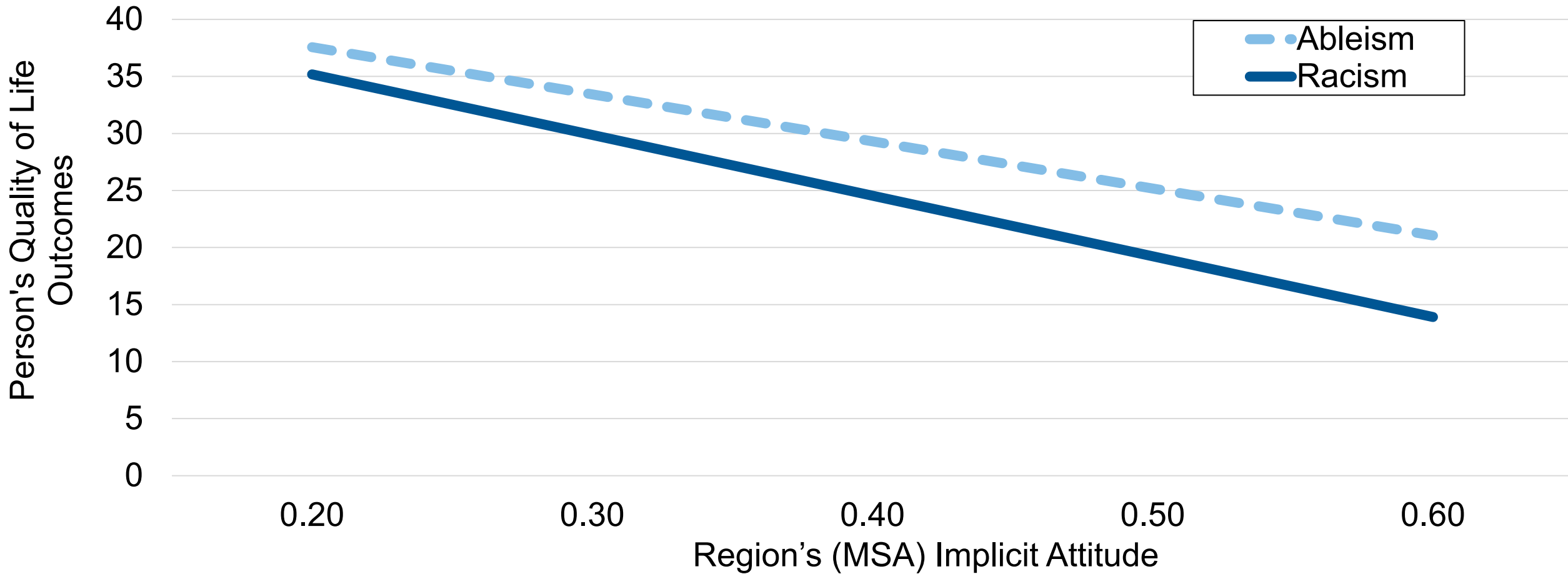


Friedman, C. (2019). Mapping ableism: A two-dimensional model of explicit and implicit disability attitudes. *Canadian Journal of Disability Studies*, 8(3), 95-120. <https://doi.org/10.15353/cjds.v8i3>

VanPuymbrouck, L., Friedman, C., & Feldner, H. (2020). Explicit and implicit disability attitudes of healthcare providers. *Rehabilitation Psychology*, 65(2), 101-112. <https://doi.org/10.1037/rep0000317>

Friedman, C. (2023). Explicit and implicit: Ableism of disability professionals. *Disability and Health Journal*, 16(4), 101482. <https://doi.org/10.1016/j.dhjo.2023.101482>

Impact of Ableism and Racism on Quality of Life of BIPOC with IDD

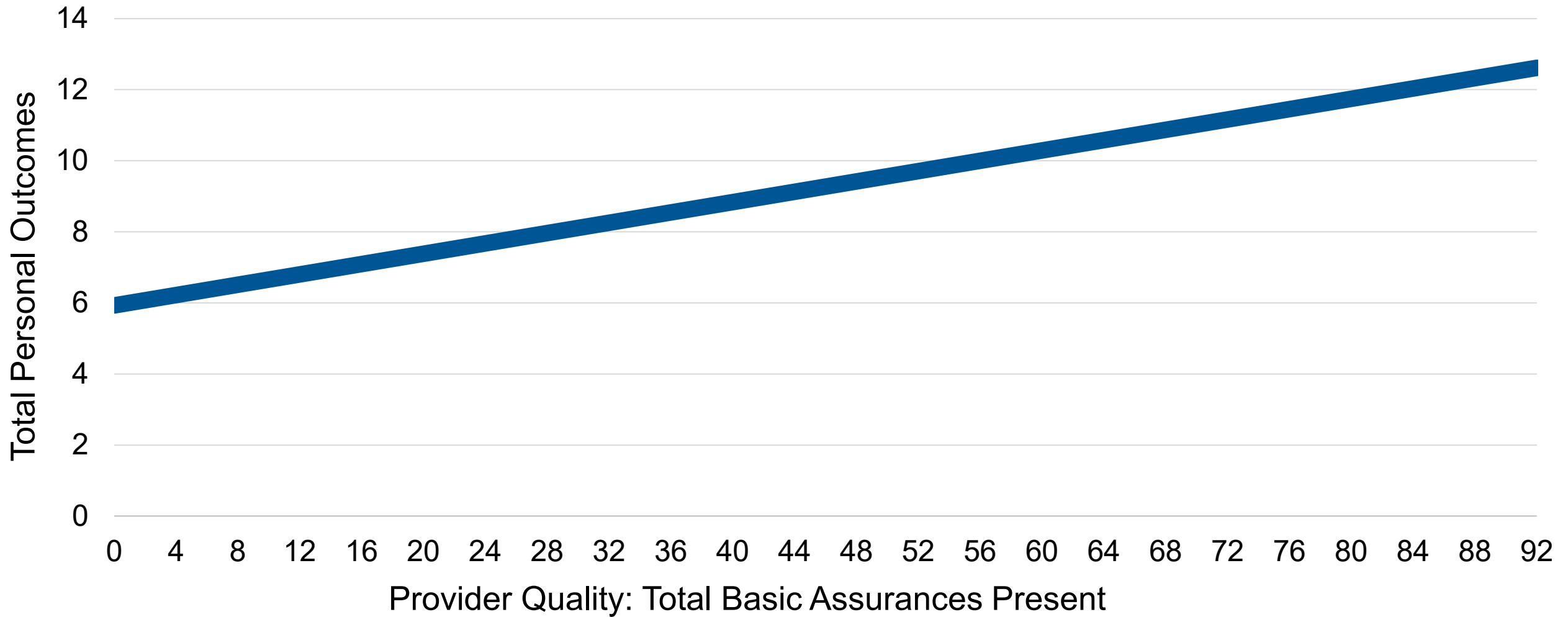


Friedman, C. (2023). Ableism, racism, and the quality of life of Black, Indigenous, people of colour with intellectual and developmental disabilities. *Journal of Applied Research in Intellectual Disabilities*, 36(3), 604-614. <https://doi.org/10.1111/jar.13084>

Unique Contributors to Disability Health

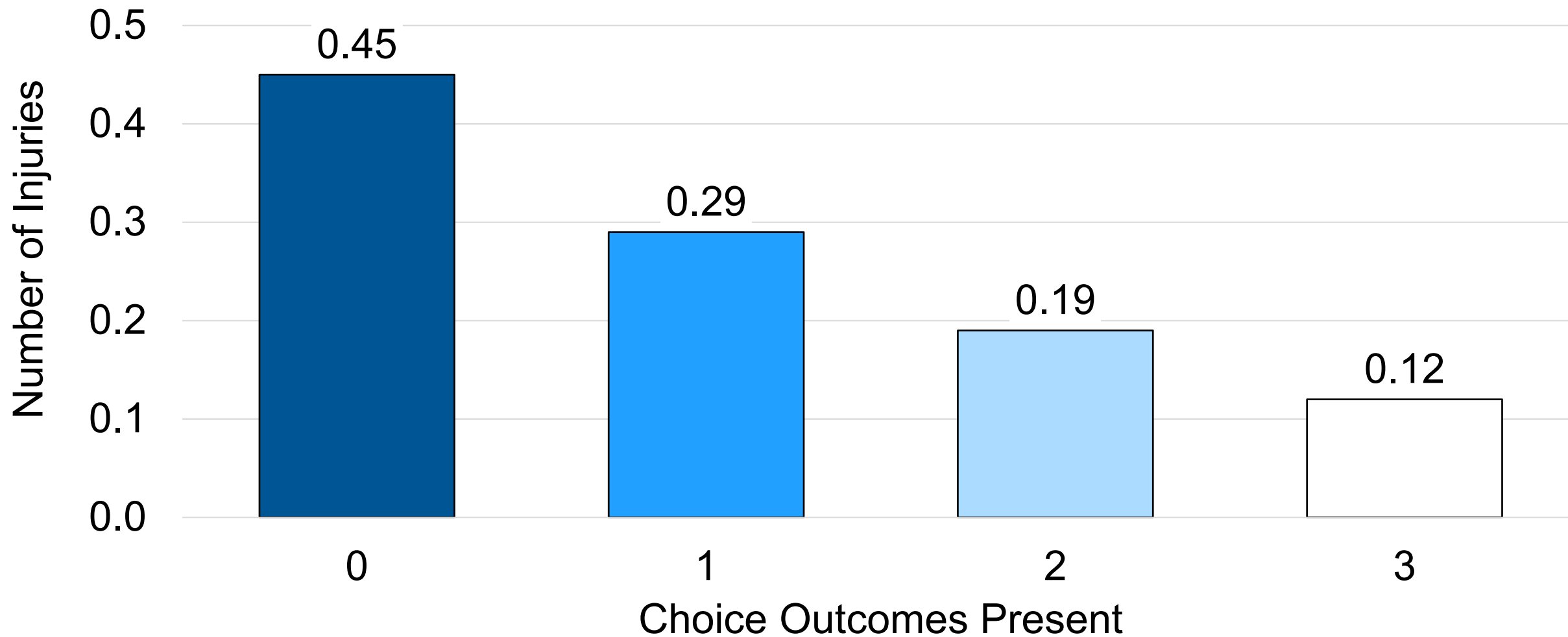


Provider Quality and People with IDD's Outcomes



Friedman, C. (2022). The impact of human service provider quality on the personal outcomes of people with intellectual and developmental disabilities. *Frontiers in Rehabilitation Sciences*, 2. <https://doi.org/10.3389/fresc.2021.780168>

Choices and Injuries of People with IDD



Friedman, C. (2023). The relationship between choice and injuries of people with intellectual and developmental disabilities. *Intellectual and Developmental Disabilities*, 61(3), 185-196.
<https://doi.org/10.1352/1934-9556-61.3.185>

ED visits



61% higher

when people with IDD
experienced
DSP turnover

Injuries



60% higher

when people with IDD
experienced
DSP turnover

Abuse/neglect



68% higher

when people with IDD
experienced
DSP turnover

ED visits



40% lower
when agencies
implemented ongoing
staff development

Injuries



61% lower
when agencies
implemented ongoing
staff development

Abuse/neglect



62% lower
when agencies
implemented ongoing
staff development



The Social Determinants of Health Index

Factor 1: Choice And Engagement

- People interact with other members of the community
- People participate in the life of the community
- People perform different social roles
- People choose where to work
- People choose where and with whom to live

Factor 2: Person-centeredness

- People exercise rights
- People are treated fairly
- People are respected
- People experience continuity and security

Factor 3: Health And Safety

- People have the best possible health
- People are safe

Average Percent of Social Determinants of Health-Related Outcomes Present Among Disabled People (2023)

45.8%

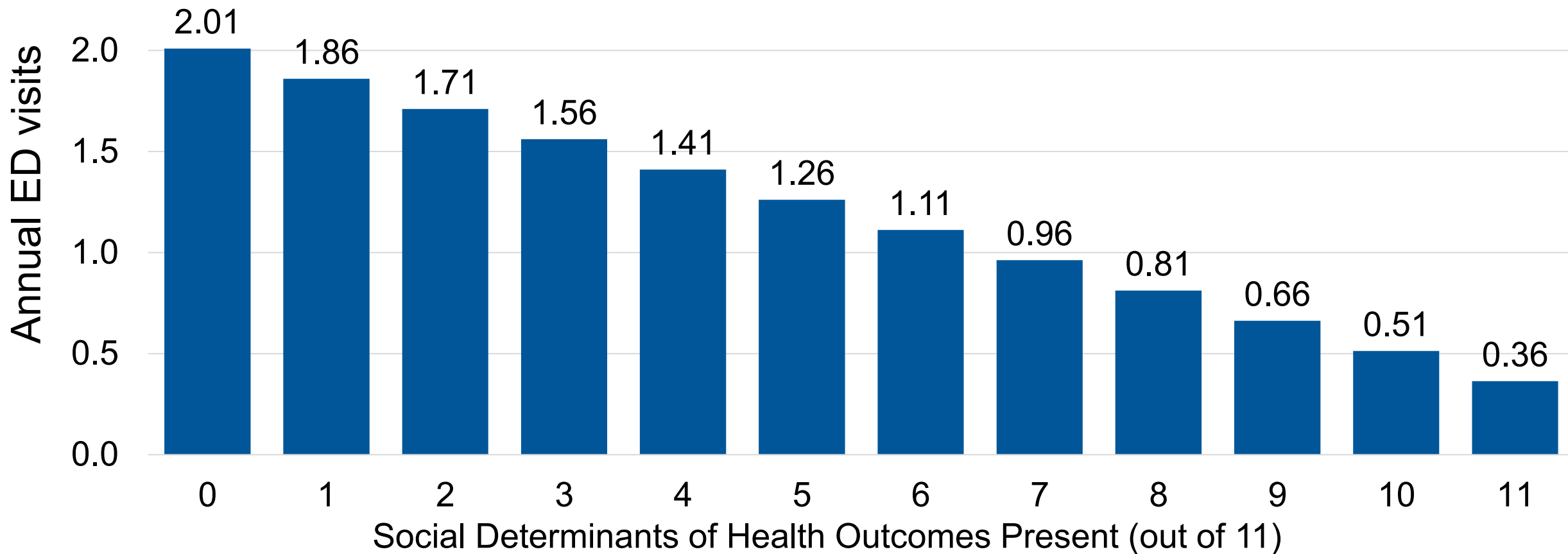


Friedman, C. (2024). *Personal Outcome Measures® Benchmarks: 2023*. The Council on Quality and Leadership. <https://www.c-q-l.org/resources/guides/personal-outcome-measures-benchmarks-2023/>



Emergency Department Visits

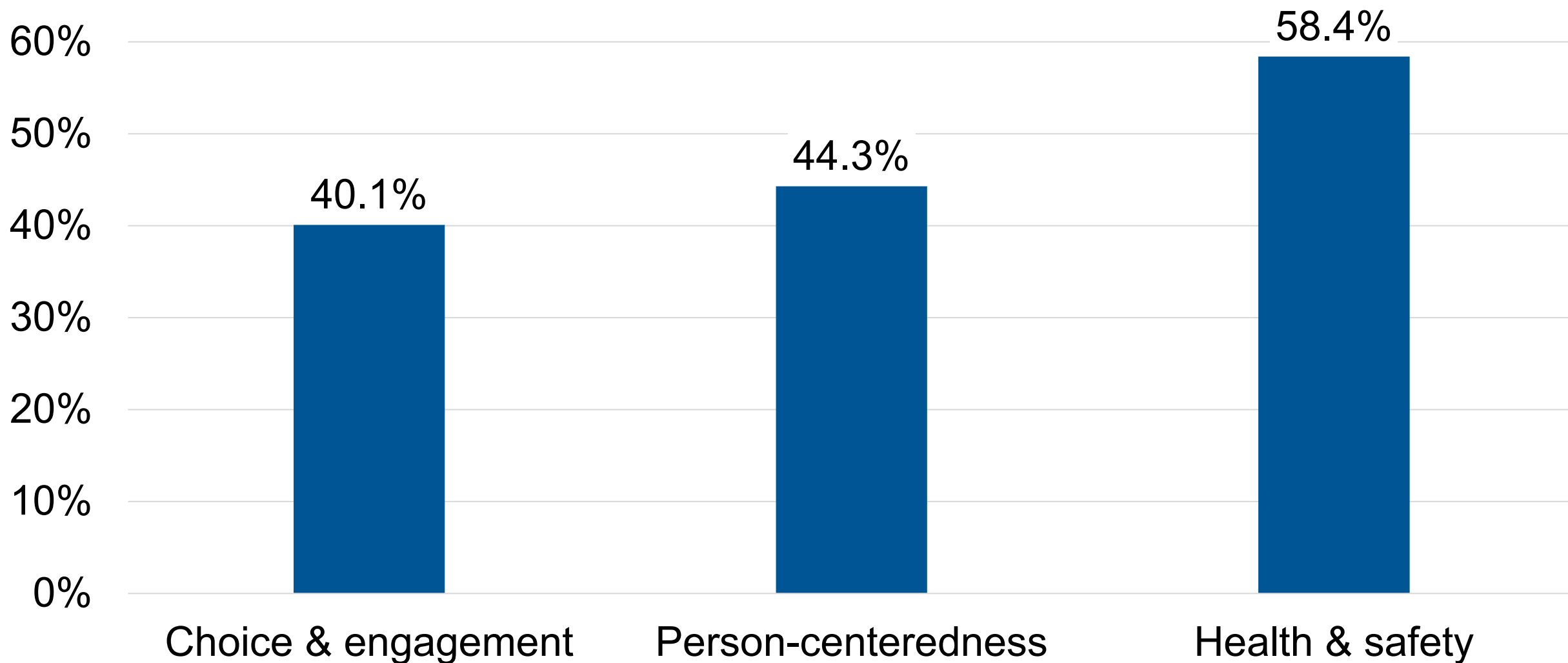
& Social Determinants of Health-Related Outcomes



Friedman, C. (2020). Social determinants of health, emergency room utilization, and people with intellectual and developmental disabilities. *Disability and health journal*, 14(1).
<https://doi.org/10.1016/j.dhjo.2020.100964>



Social Determinant Related-Outcomes By Factor



Friedman, C. (2024). *Personal Outcome Measures® Benchmarks: 2023*. The Council on Quality and Leadership. <https://www.c-q-l.org/resources/guides/personal-outcome-measures-benchmarks-2023/>

Social Determinants of Health-Related Outcomes Across Disabled People



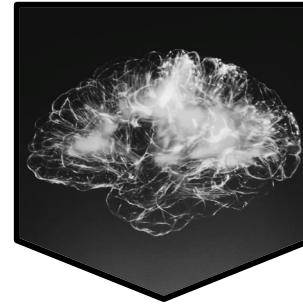
Women
(compared to men)



Asian People
(compared to White people)



Indigenous American People
(compared to White people)



People with personality / psychotic disorder
(compared to people with other disabilities)



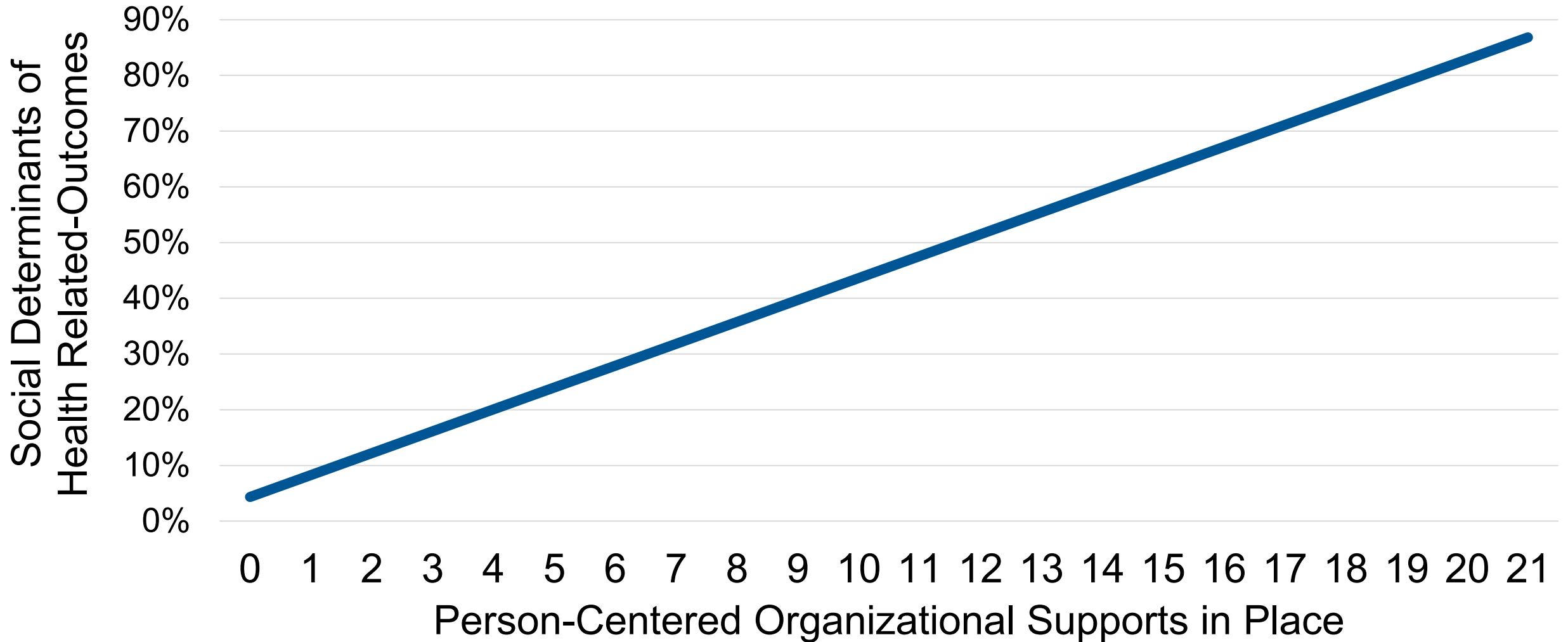
People with physical disabilities
(compared to people with other disabilities)



People who live in ICF
(compared to people who live in their own homes)



Impact Of Person-Centered Organizational Supports



Friedman, C. (2024). Disparities in social determinants of health amongst people with disabilities. *International Journal of Disability, Development and Education*, 71(1), 101-117. <https://doi.org/10.1080/1034912X.2021.2004299>



Social determinants of health are ***critical*** for health equity



Contact Me

Carli Friedman, PhD

cfriedman@thecouncil.org

Resources and Research: www.c-q-l.org